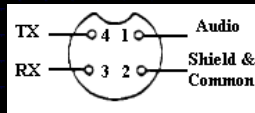
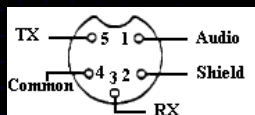


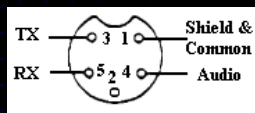
4 Pin Cobra



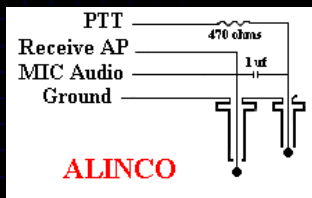
4 Pin Midland



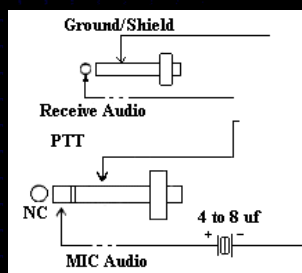
5 Pin Cobra



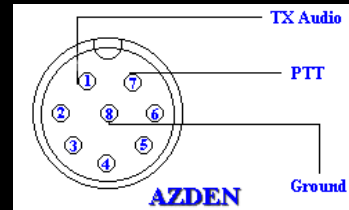
Realistic 5 Pin Din Plug



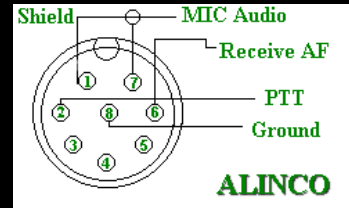
ALINCO



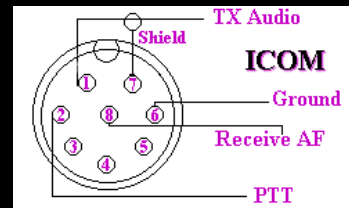
KENWOOD HT



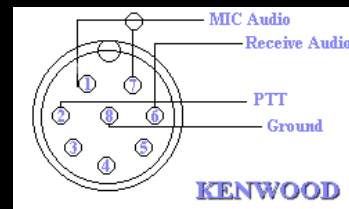
AZDEN



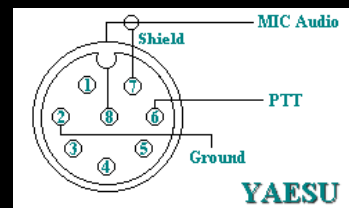
ALINCO



ICOM



KENWOOD



YAESU

	TX	MOD	REC	SHIELD	COMMON/SWITCH
ASTATIC D104/M6B	Red	White	Black	Braid	Blue (yellow to shield)
COBRA CA70,CA72	White	Red	Blue	Braid	Black
KENWOOD MC85	Red	White		Black	(Blue up/Brown down)
SADELTA Echo Mst., Pro	Brown	White	Green	Braid	
TURNER JM+2, JM+3, RK50J, 60J, 70J, J+350, J+50, +2, +3, SSK	Black	White	Red	Braid	

TURNER M+2U, M+3, RK50, 56, 60, 70, +350, 450C	Black	White		Braid	Red
TURNER M+3SPECIAL, M+3B, RK56, 66, 76, EXP400, CS1, +3B, CS3, EXP500	Blue	White	Black	Braid	Red

MOST POPULAR MIC FOR THE MOST POPULAR RADIOS

RANGER

Model: 2950	Standard wiring:	1-Shield	2-Audio	3-Transmit	4-Receive	5-Channel Up	6-Channel Down
	Astatic wiring:	1-Shield and Blue	2-White	3-Red	4-Black	5-N/C	6-N/C /Yellow-N/C
	Sadelta:	1-Shield	2-White	3-Brown	4-Green	5-N/C	6-N/C
	Tuner:	1-Shield and Red	2-White	3-Blue	4-Black	5-N/C	6-N/C /Yellow-N/C
Model: 2970	Standart wiring:	1-Shield	2-Audio	3-Transmit	4-Receive	5-Channel Up	6-Channel Down
	Astatic wiring:	1-Shield and Blue	2-White	3-Red	4-Black	5-N/C	6-N/C /Yellow-N/C
	Sadelta:	1-Shield	2-White	3-Brown	4-Green	5-N/C	6-N/C
	Tuner:	1-Shield and Red	2-White	3-Blue	4-Black	5-N/C	6-N/C /Yellow-N/C
Model: 2900, 2990	Standart wiring:	Pin1=Shield	Pin2=Audio	Pin3=Transmit	Pin4=Receive	Pin5=Channel Up	Pin6=Channel Down
	Astatic wiring:	Pin1=Shield & Blue	Pin2=White	Pin3=Red	Pin4=Black	Pin5=N/C	Pin6=N/C Yellow-N/C
	Sadelta:	Pin1=Shield	Pin2=White	Pin3=Brown	Pin4=Green	Pin5=N/C	Pin6=N/C Yellow-N/C
	Turner:	Pin1=Shield & Red	Pin2=White	Pin3=Blue	Pin4=Black	Pin5=N/C	Pin6=N/C Yellow-N/C

COBRA

Model: 21, 25, 29, 896TL, 10006TL	Standard wiring: 1-Shield 2-Audio 3-Transmit 4-Receive	Astatic wiring: 1-Shield and Blue 2-White 3-Red 4-Black	Sadelta: 1-Shield 2-White 3-Brown 4-Green	Tuner: 1-Shield and Red 2-White 3-Blue 4-Black
Model: 18RV, 19X, 19PLUS, 20PLUS	Standart wiring: 1-Audio 4-Shield 2-Transmit 5-Receive 3-N/C	Astatic wiring: 1-White 4-Shield and Blue 2-Red 5-Black 3-N/C Yellow-N/C	Sadelta: 1-White 4-Shield 2-Brown 5-Green 3-N/C	Tuner: 1-White 4-Shield and Blue 2-Blue 5-Black 3-N/C Yellow-N/C
Model: 90, 1406TL, 1426TL, 1486TL, 20006TL, 2010	Standart wiring: 1-Audio 2-Shield 3-Receive 4-Switching Wire 5-Transmit	Astatic wiring: 1-White 2-Shield 3-Black 4-Blue 5-Red Yellow-N/C	Sadelta: 1-White 2-N/C 3-Green 4-Shield 5-Brown	Tuner: 1-White 2-Shield 3-Black 4-Red 5-Blue Yellow-N/C
Model: 18ULTRA, 19ULTRA, 77X, 78X, 18LTD, 19, 19DXLTD, 19LTD, 196TL, 21XLR, 26, 216TL, 21LTD, 21LTD- Classic, 256TL, 25LTD, 25LTD-Classic Gold, 25LTDWX Classic, 25PLUS, 29XLR, 29LTD, 29LTD-Classic, 29LTD- Classic Gold, 29LTDWX Classic, 29PLUS, 31PLUS, 33PLUS, 40X, 86XLR, 876TL, CAM89, 89XLR, 93LTDWX, 135, 135XLR, 138XLR, 139XLR, 1466TL, 1486TLDX, 1486TLB,	Standart wiring: Pin1=Shield Pin2=Audio Pin3=Transmit Pin4=Receive	Astatic wiring: Pin1=Shield & Blue Pin2=White Pin3=Red Pin4=Black	Sadelta: Pin1=Shield Pin2=White Pin3=Brown Pin4=Green	Turner: Pin1=Shield & Red Pin2=White Pin3=Blue Pin4=Black

REALISTIC

Model: TRC-24A, TRC-30, TRC-30A, TRC-55, TRC-56, TRC-57, TRC-67, TRC-410, TRC-412, TRC-413, TRC- 414, TRC-415, TRC-417, TRC-420, TRC-421, TRC-421A, TRC-422A, TRC-424, TRC-425, TRC-426, TRC-427,	Standard wiring: Pin4=Audio	Astatic wiring: Pin4=White	Sadelta: Pin4=White	Turner: Pin4=White
--	--------------------------------	-------------------------------	------------------------	-----------------------

TRC-428, TRC-430, TRC-431, TRC-432, TRC-433, TRC-434, TRC-440, TRC-441, TRC-448, TRC-449, TRC-450, TRC-451, TRC-452, TRC-453, TRC-454, TRC-455, TRC-456, TRC-457, TRC-458, TRC-459, TRC-460, TRC-461, TRC-462, TRC-466, TRC-467, TRC-468, TRC-469, TRC-470, TRC-473, TRC-477, TRC-479, TRC-480, TRC-482, TRC-490, TRC-492, TRC-500

Pin1=Shield
Pin2=N/C
Pin5=Receive
Pin3=Transmit TRC-24B,

Pin1=Shield & Blue
Pin2=N/C
Pin5=Black
Pin3=Red

Pin1=White
Pin2=N/C
Pin5=Green
Pin3=Brown

Pin1=Shield & Red
Pin2=N/C
Pin5=Black
Pin3=Blue

OTHERS

Model: 2100, 33Plus, DX33HML, Dx44V, DX55, DX66V, DX77HML, DX77V, DX88HML, Jupiter, Mars, Mirage, Mirage 44, Pluto, Saturn, Saturn 2, Sirius, Super Galaxy	Standard wiring: 1-Shield 2-Audio 3-Transmit 4-Receive	Astatic wiring: 1-Shield and Blue 2-White 3-Red 4-Black Yellow-N/C	Sadelta: 1-Shield 2-White 3-Brown 4-Green	Tuner: 1-Shield and Red 2-White 3-Blue 4-Black Yellow-N/C
Model: HR-2510	Standard wiring: 1-Audio 2-Shield 3-Transmit 4-Channel Up 5-Channel Down	Astatic wiring: 1-White 2-Shield and Blue 3-Red 4-N/C 5-N/C Yellow-N/C Black-N/C	Sadelta: 1-Shield 2-White 3-Brown 4-N/C 5-N/C Green-N/C	Tuner: 1-White 2-Shield and Red 3-Blue 4-N/C 5-N/C Yellow-N/C Black-N/C
Model: HR-2600	Standard wiring: 1-Audio 2-Shield 3-Transmit 4-Channel Up 5-Channel Down	Astatic wiring: 1-White 2-Shield and Blue 3-Red 4-N/C 5-N/C Yellow-N/C Black-N/C	Sadelta: 1-Shield 2-White 3-Brown 4-N/C 5-N/C Green-N/C	Tuner: 1-White 2-Shield and Red 3-Blue 4-N/C 5-N/C Yellow-N/C Black-N/C
Model: Lincoln	Standard wiring: 1-Audio 2-Shield 3-Transmit 4-Channel Up 5-Channel Down	Astatic wiring: 1-White 2-Shield and Blue 3-Red 4-N/C 5-N/C Yellow-N/C Black-N/C	Sadelta: 1-Shield 2-White 3-Brown 4-N/C 5-N/C Green-N/C	Tuner: 1-White 2-Shield and Red 3-Blue 4-N/C 5-N/C Yellow-N/C Black-N/C
Model: Washington	Standard wiring: Pin1=Audio Pin2=Shield Pin3=Receive Pin4=Switching Wire Pin5=Transmit	Astatic wiring: Pin1=White Pin2=Shield Pin3=Black Pin4=Blue Pin5=Red	Sadelta: Pin1=White Pin2=N/C Pin3=Green Pin4=Shield Pin5=Brown	Tuner: Pin1=White Pin2=Shield Pin3=Black Pin4=Red Pin5=Blue
Model: Grant XL	Standard wiring: Pin1=Audio Pin2=Shield Pin3=Receive Pin4=Switching Wire Pin5=Transmit	Astatic wiring: Pin1=White Pin2=Shield Pin3=Black Pin4=Blue Pin5=Red	Sadelta: Pin1=White Pin2=N/C Pin3=Green Pin4=Shield Pin5=Brown	Tuner: Pin1=White Pin2=Shield Pin3=Black Pin4=Red Pin5=Blue
EAGLE Model: 2000	Standard wiring: 1-Shield 2-Audio 3-Transmit 4-Receive	Astatic wiring: 1-Shield and Blue 2-White 3-Red 4-Black Yellow-N/C	Sadelta: 1-Shield 2-White 3-Brown 4-Green	Tuner: 1-Shield and Red 2-White 3-Blue 4-Black Yellow-N/C
Model: 5000	Standard wiring: 1-Shield 2-Audio 3-Transmit 4-Receive 5-Channel Up 6-Channel Down	Astatic wiring: 1-Shield and Blue 2-White 3-Red 4-Black 5-N/C 6-N/C Yellow-N/C	Sadelta: 1-Shield 2-White 3-Brown 4-Green 5-N/C 6-N/C	Tuner: 1-Shield and Red 2-White 3-Blue 4-Black 5-N/C 6-N/C Yellow-N/C
	Standard: 1-audio 2-receive	Astatic: 1-white 2-black	Turner: 1-white 2-black	Sadelta: 1-white 2-green

Tomahawk and Sidewinder 400	2-Receive 3-transmit 4-n/c 5-shield 6-n/c	3-red 4-n/c 5-shield/blue 6-n/c clip yellow wire	3-blue 4-n/c 5-shield/red 6-n/c clip yellow wire	3-brown 4-n/c 5-shield 6-n/c clip red wire
CRAIG Model: L103, L104	Standard wiring: 1-Shield 2-Audio 3-Transmit 4-Receive	Astatic wiring: 1-Shield and Blue 2-White 3-Red 4-Black Yellow-N/C	Sadelta: 1-Shield 2-White 3-Brown 4-Green	Tuner: 1-Shield and Red 2-White 3-Blue 4-Black Yellow-N/C
PYRIMID Model: L103, L104	Standard wiring: 1-Shield 2-Audio 3-Transmit 4-Receive	Astatic wiring: 1-Shield and Blue 2-White 3-Red 4-Black Yellow-N/C	Sadelta: 1-Shield 2-White 3-Brown 4-Green	Tuner: 1-Shield and Red 2-White 3-Blue 4-Black Yellow-N/C
EMPEROR Model: TS-5010	Standard wiring: 1-Audio 2-Shield 3-Transmit 4-Channel Up 5-Channel Down	Astatic wiring: 1-White 2-Shield and Blue 3-Red 4-N/C 5-N/C Yellow-N/C Black-N/C	Sadelta: 1-Shield 2-White 3-Brown 4-N/C 5-N/C Green-N/C	Tuner: 1-White 2-Shield and Red 3-Blue 4-N/C 5-N/C Yellow-N/C Black-N/C
ALAN Model: 555	Standard wiring: 1-Shield 2-Audio 3-Transmit 4-Receive	Astatic wiring: 1-Shield and Blue 2-White 3-Red 4-Black Yellow-N/C	Sadelta: 1-Shield 2-White 3-Brown 4-Green	Tuner: 1-Shield and red 2-White 3-Blue 4-Black Yellow-N/C
CONNEX Model: 3300	Standard wiring: 1-Shield 2-Audio 3-Transmit 4-Receive	Astatic wiring: 1-Shield and Blue 2-White 3-Red 4-Black Yellow-N/C	Sadelta: 1-Shield 2-White 3-Brown 4-Green	Tuner: 1-Shield and Red 2-White 3-Blue 4-Black Yellow-N/C
DIRLAND Model: 77-099, SuperStar 3900, SuperStar 3900B	Standard wiring: 1-Shield 2-Audio 3-Transmit 4-Receive	Astatic wiring: 1-Shield and Blue 2-White 3-Red 4-Black Yellow-N/C	Sadelta: 1-Shield 2-White 3-Brown 4-Green	Tuner: 1-Shield and Red 2-White 3-Blue 4-Black Yellow-N/C



Last Updated on: Saturday, August 28, 2004 10:29 AM