

Manipulating Neutrons in the Classroom Radiation Lab

By George Dowell



100% Boric Acid is used for its boron atoms, well known to react with neutrons. About 20% of natural boron is the isotope B-10, the rest being B-11, both are stable (non radioactive) isotopes. B-10 has a particular affinity towards neutrons and is even used in some neutron detector tubes.

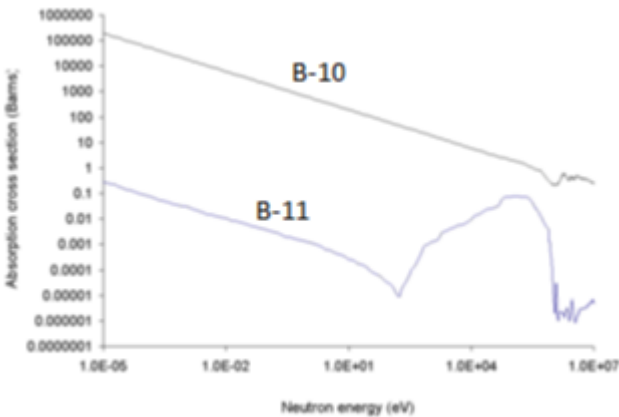
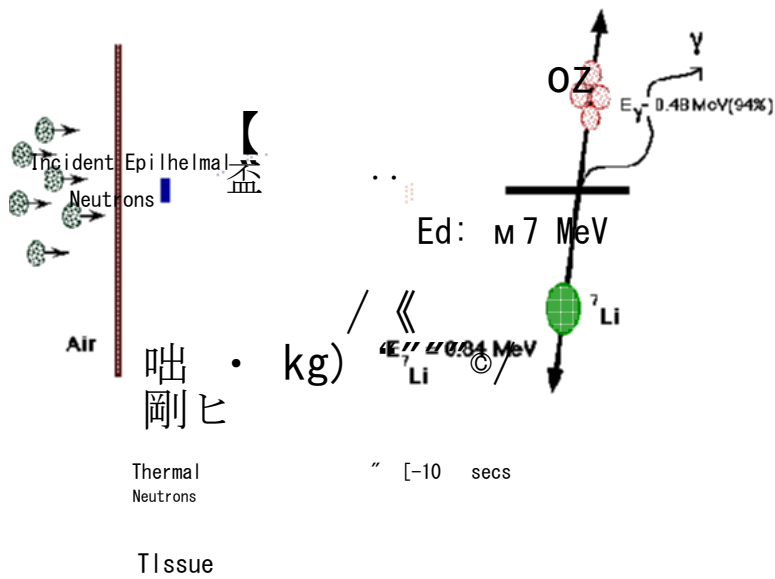


Photo credit: <http://en.wikipedia.org/wiki/Boron>


The boron n, α B-10 reaction captures a neutron, emits an alpha particle and a recoil Li-7 ion.



Above photo credit: <http://web.mit.edu/nrl/www/bnct/info/description/description.html>



The instrument package used is a BNC SAM 935 with internal He3 tube in a lightweight moderator.



Shown below in detail is the internal He3 tube in its moderator. Our lab tests have shown that this moderator is insufficient to slow down many neutrons. This makes it ideal for our purposes since we want to test the affects of various moderators, reflectors and absorbers.



For the first step, we measure the bare neutron source with the SAM 935 with no additional apparatus. The distance chosen for ALL tests was 4" from source to He3 tube center.

The source:



Without any external apparatus, the SAM 935 reads the source as a steady 6 CPM:



Next we try adding reflectors **BEHIND** the source:

GN- 1 Graphite, then the source




GGN- 2 Graphite, then the source (this setup reduced the readings to near zero):

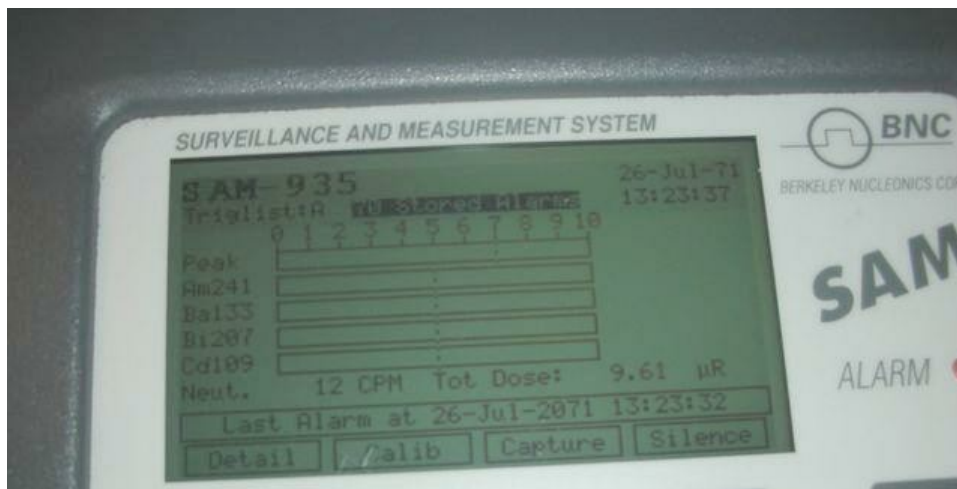


Trying next the HDPE as a reflector, we added one sheet at a time and carefully took readings. More HDPE was better but only up to a point. Fine tuning the reflector resulted in 1 inch as being the most efficient for this neutron energy. Note> In all cases, the source is the same 4" from the He3 tube center. Apparatus is added behind and in front as needed.

PPN- 2 HDPE, then the source.



Fine tuning reflector results in a doubling of the readings:



Next we tried many combinations of reflector and moderator:

GGNGGG- 3 graphite reflectors, source, graphite moderators (very poor performer)



Next we tried various HDPE combinations:

PNP- 1 HDPE, source, 1 HDPE



Fine tuning an all HDPE arrangement, the very best combination for this energy neutron seems to be PPN_PP.

2 HDPE Neutron Source Space Space 2 HDPE.

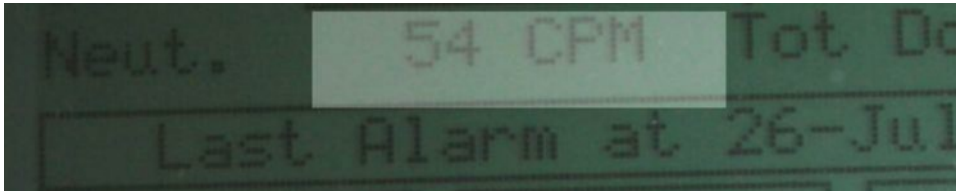
Putting the moderator right next to the source was not as helpful as placing them right next to the detector:




By fine tuning the distances we could increase the reading from the original 6 CPM to a steady 48 CPM.



Once in a while we would get readings of more than 50 to over 100 CPM. Analyzing our methodology lead to the conclusion the extra hydrogen atoms **IN MY HAND** made that difference. I had decided that if anyone walked in to see me waving my hands and fingers around, I would tell them I was practicing my Therenin concert!!



Finally with the best reflector/moderator scheme in place, we tried applying the boron atoms. The results indicate that it does not matter much where the boron is placed, it will suck up the neutrons. Shown below is an arrangement of apparatus that gives a near zero reading. The boron does not seem to have to be in the direct path all.



Conclusions:

A) From observation, neutrons do not travel in a straight line when in the presence of light nuclei as in hydrogen.

B) Carbon atoms affect the travel of neutrons.

C) Boron atoms are an effective absorber of neutrons.

Soon we will be in possession of some new BTI BND Neutron Bubble Detectors. I will repeat and fine tune the fission project using this new data:

<http://www.qsl.net/k/k0ff//Fission%20in%20the%20Home%20Rad%20Lab/>

Have Fun

George Dowell, "Geo"

NLNL/ New London Nucleonics Laboratory

Copyright © Viscom Inc. 2007

The treatise may under no circumstances be resold or redistributed in either printed, electronic,

or any other forms, without prior written permission from the author.

Comments, criticism and questions will be appreciated and may be directed to

the author by email to GEOelectronics@netscape.com

All PHOTOS © by the author unless noted otherwise

I>