

1ZB6.8~1ZB390

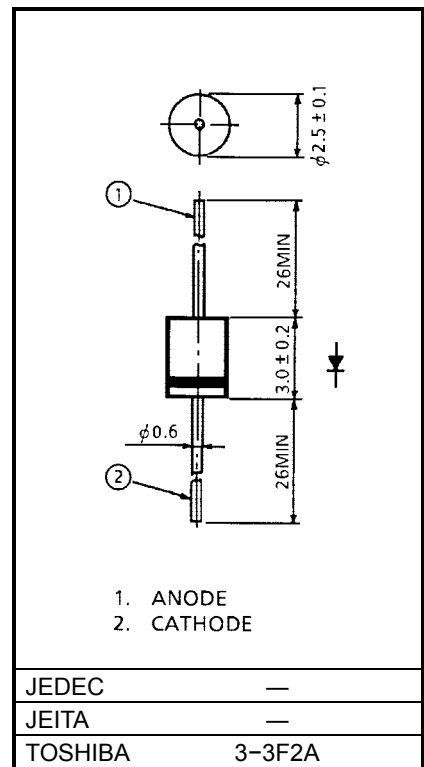
CONSTANT VOLTAGE REGULATION
TRANSIENT SUPPRESSORS

Unit: mm

- Average Power Dissipation : P = 1.0W
- Peak Reverse Power Dissipation : PRSM = 200W at $t_w = 200\mu s$
- Zener Voltage : $V_Z = 6.8\sim 390V$
- Tolerance of Zener Voltage : $\pm 10\%$
- Plastic Mold Package

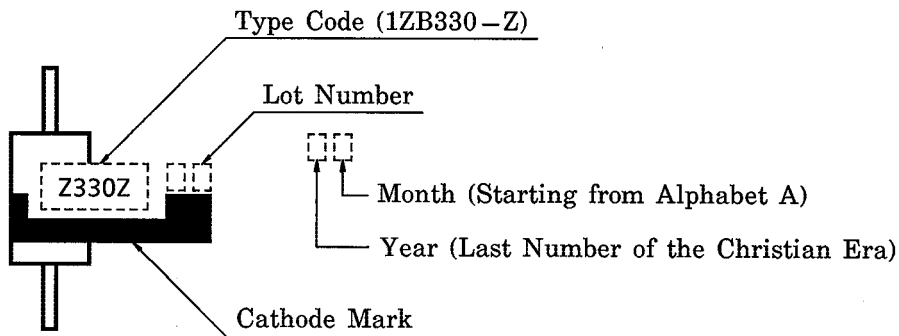
MAXIMUM RATINGS (Ta = 25°C)

CHARACTERISTIC	SYMBOL	RATING	UNIT
Power Dissipation	P	1.0	W
Junction Temperature	T _j	-40~150	°C
Storage Temperature Range	T _{stg}	-40~150	°C



Weight: 0.18g

MARK



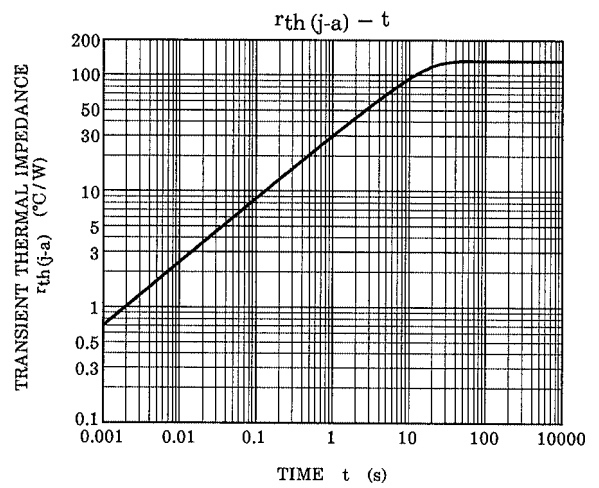
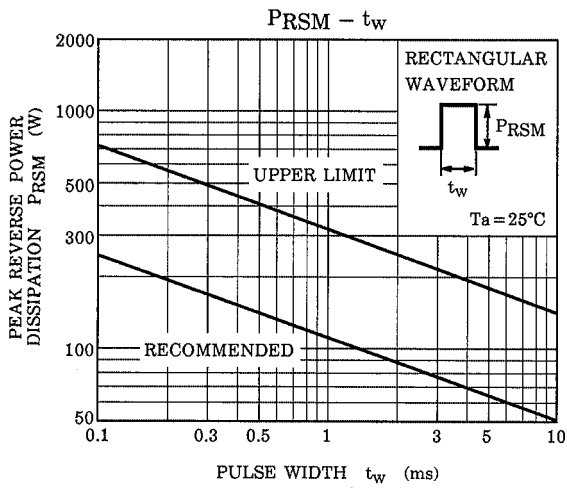
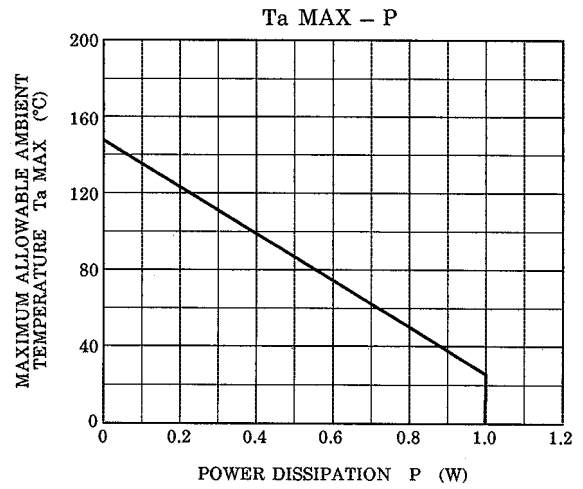
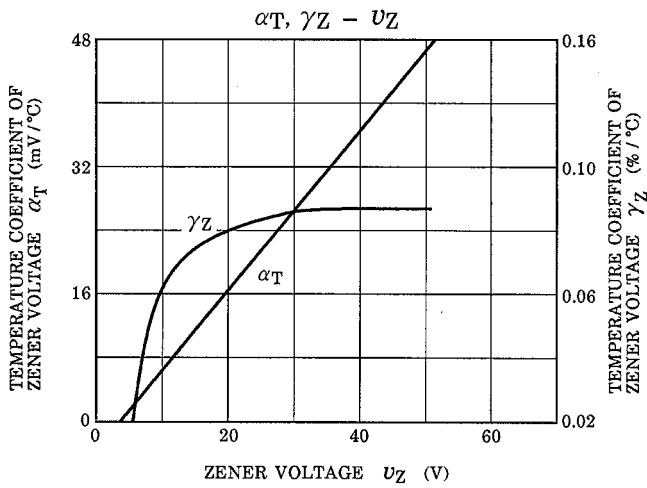
Color : Silver

ELECTRICAL CHARACTERISTICS (Ta = 25°C)

TYPE	ZENER CHARACTERISTICS					TEMPERATURE COEFFICIENT OF ZENER VOLTAGE α_T (mV / °C)		FORWARD VOLTAGE		REVERSE CURRENT	
	ZENER VOLTAGE V_Z (V)			ZENER IMPEDANCE r_d (Ω)	MEASUREMENT CURRENT I_Z (mA)	TYP.	MAX	V_F (V)	MEASUREMENT CURRENT I_F (A)	I_R (μ A)	MEASUREMENT VOLTAGE V_R (V)
	MIN	TYP.	MAX								
1ZB6.8	6.2	6.8	7.4	60	10	3	4	1.2	0.2	10	3
1ZB7.5	6.8	7.5	8.3	30	10	4	5	1.2	0.2	10	4.5
1ZB8.2	7.4	8.2	9.1	30	10	4	6	1.2	0.2	10	4.9
1ZB9.1	8.2	9.1	10.1	30	10	5	8	1.2	0.2	10	5.5
1ZB10	9.0	10	11.0	30	10	6	9	1.2	0.2	10	6
1ZB11	9.9	11	12.1	30	10	7	11	1.2	0.2	10	7
1ZB12	10.8	12	13.2	30	10	8	13	1.2	0.2	10	8
1ZB13	11.7	13	14.3	30	10	9	14	1.2	0.2	10	9
1ZB15	13.5	15	16.5	30	10	11	17	1.2	0.2	10	10
1ZB16	14.4	16	17.6	30	10	12	19	1.2	0.2	10	11
1ZB18	16.2	18	19.8	30	10	14	23	1.2	0.2	10	13
1ZB20	18.0	20	22.0	30	10	16	26	1.2	0.2	10	14
1ZB22	19.8	22	24.2	30	10	18	28	1.2	0.2	10	16
1ZB24	21.6	24	26.4	30	10	20	32	1.2	0.2	10	17
1ZB27	24.3	27	29.7	30	10	23	36	1.2	0.2	10	19
1ZB30	27.0	30	33.0	30	10	25	40	1.2	0.2	10	21
1ZB33	29.7	33	36.3	30	10	26	41	1.2	0.2	10	26.4
1ZB36	32.4	36	39.6	30	9	28	45	1.2	0.2	10	28.8
1ZB43	38.7	43	47.3	40	7	33	53	1.2	0.2	10	34.4
1ZB47	42.3	47	51.7	65	6	38	60	1.2	0.2	10	37.6
1ZB51	45.9	51	56.1	65	6	43	68	1.2	0.2	10	40.8
1ZB68	61.2	68	74.8	120	4	57	90	1.2	0.2	10	54.4
1ZB75	67.5	75	82.5	150	4	66	104	1.2	0.2	10	60
1ZB82	73.8	82	90.2	170	3	71	113	1.2	0.2	10	65.4
1ZB100	90	100	110	300	3	87	138	1.2	0.2	10	80
1ZB110	99	110	121	300	3	96	152	1.2	0.2	10	88
1ZB150	135	150	165	450	2	136	212	1.2	0.2	10	120
1ZB180	162	180	198	500	1.5	161	255	1.2	0.2	10	144
1ZB200	180	200	220	500	0.5	170	269	1.2	0.2	10	160
1ZB200-Y	190	200	210			170	269				160
1ZB200-Z	200	210	220			178	286				168
1ZB220	198	220	242	5000	0.5	200	309	1.2	0.2	10	176
1ZB220-Y	210	220	230			200	309				176
1ZB220-Z	220	230	240			207	320				184

ELECTRICAL CHARACTERISTICS (Ta = 25°C)

TYPE	ZENER CHARACTERISTICS				MEASUREMENT CURRENT I _Z (mA)	TEMPERATURE COEFFICIENT OF ZENER VOLTAGE α _T (mV / °C)		FORWARD VOLTAGE		REVERSE CURRENT	
	ZENER VOLTAGE V _Z (V)			ZENER IMPEDANCE r _d (Ω)		TYP.	MAX.	V _F (V)	MEASUREMENT CURRENT I _F (A)	I _R (μA)	MEASUREMENT VOLTAGE V _R (V)
	MIN	TYP.	MAX								
1ZB240	216	240	264	5000	0.5	215	325	1.2	0.2	10	192
1ZB240-Y	230	240	250			215	325				216
1ZB240-Z	240	250	260			225	338				225
1ZB270	243	270	297	5000	0.5	243	385	1.2	0.2	10	216
1ZB270-X	250	260	270			221	350				234
1ZB270-Y	260	270	280			228	362				243
1ZB270-Z	270	280	290			236	374				252
1ZB300	270	300	330	5000	0.5	270	428	1.2	0.2	10	240
1ZB300-X	280	290	300			244	388				261
1ZB300-Y	290	300	310			253	402				270
1ZB300-Z	300	310	320			261	415				279
1ZB330	297	330	363	5000	0.5	296	470	1.2	0.2	10	264
1ZB330-X	310	320	330			270	428				288
1ZB330-Y	320	330	340			278	441				297
1ZB330-Z	330	340	350			287	455				306
1ZB390	351	390	429	10000	0.5	350	555	1.2	0.2	10	312



RESTRICTIONS ON PRODUCT USE

000707EAA

- TOSHIBA is continually working to improve the quality and reliability of its products. Nevertheless, semiconductor devices in general can malfunction or fail due to their inherent electrical sensitivity and vulnerability to physical stress. It is the responsibility of the buyer, when utilizing TOSHIBA products, to comply with the standards of safety in making a safe design for the entire system, and to avoid situations in which a malfunction or failure of such TOSHIBA products could cause loss of human life, bodily injury or damage to property.
In developing your designs, please ensure that TOSHIBA products are used within specified operating ranges as set forth in the most recent TOSHIBA products specifications. Also, please keep in mind the precautions and conditions set forth in the "Handling Guide for Semiconductor Devices," or "TOSHIBA Semiconductor Reliability Handbook" etc..
- The TOSHIBA products listed in this document are intended for usage in general electronics applications (computer, personal equipment, office equipment, measuring equipment, industrial robotics, domestic appliances, etc.). These TOSHIBA products are neither intended nor warranted for usage in equipment that requires extraordinarily high quality and/or reliability or a malfunction or failure of which may cause loss of human life or bodily injury ("Unintended Usage"). Unintended Usage include atomic energy control instruments, airplane or spaceship instruments, transportation instruments, traffic signal instruments, combustion control instruments, medical instruments, all types of safety devices, etc.. Unintended Usage of TOSHIBA products listed in this document shall be made at the customer's own risk.
- The information contained herein is presented only as a guide for the applications of our products. No responsibility is assumed by TOSHIBA CORPORATION for any infringements of intellectual property or other rights of the third parties which may result from its use. No license is granted by implication or otherwise under any intellectual property or other rights of TOSHIBA CORPORATION or others.
- The information contained herein is subject to change without notice.

This datasheet has been download from:

www.datasheetcatalog.com

Datasheets for electronics components.