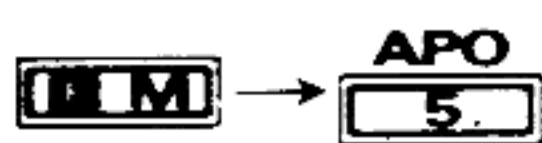


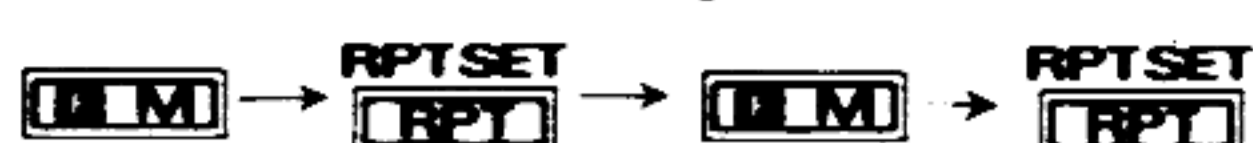
# FT-470 QUICK REFERENCE CARD

**APO (Automatic Power Off, toggle)**

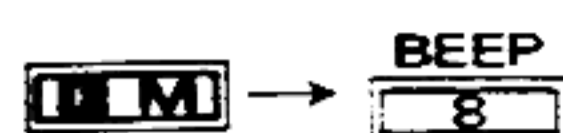


Hold 1, 2 or 3 key while turning on to change delay time.

**ARS (Automatic Repeater Shift, toggle)**



**BEEPER ON/OFF (toggle)**

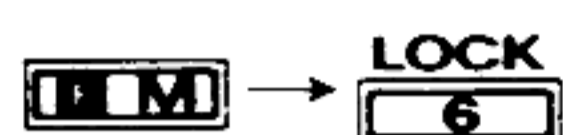


## YAESU MUSEN CO.,LTD.

### CALL CHANNEL STORAGE

See Memory Storage. Press the CALL/DTMF button instead of selecting a memory number.

**KEYPAD LOCK (toggle)**



### CTCSS TONE FREQUENCY

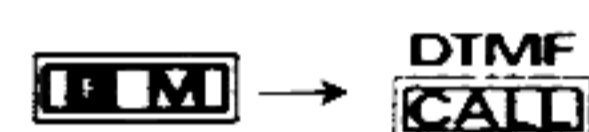


**CTCSS TONE SQUELCH/ENCODER (3-way toggle)**

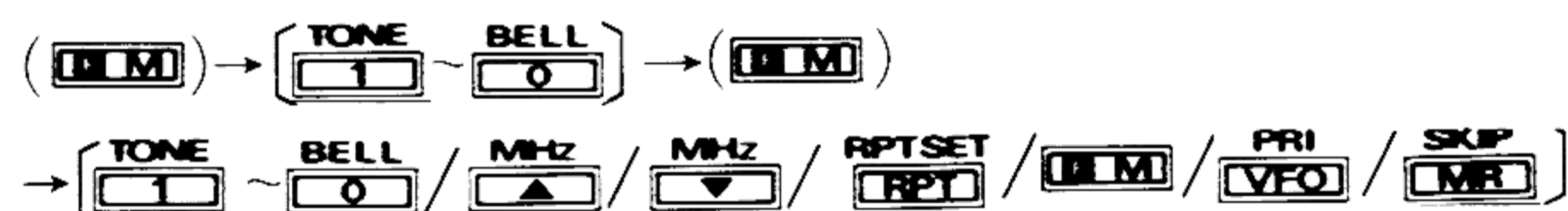


**DTMF MEMORY MODE ON/OFF (toggle)**

Must be on to record and play back DTMF memories.



### DTMF MEMORY STORAGE

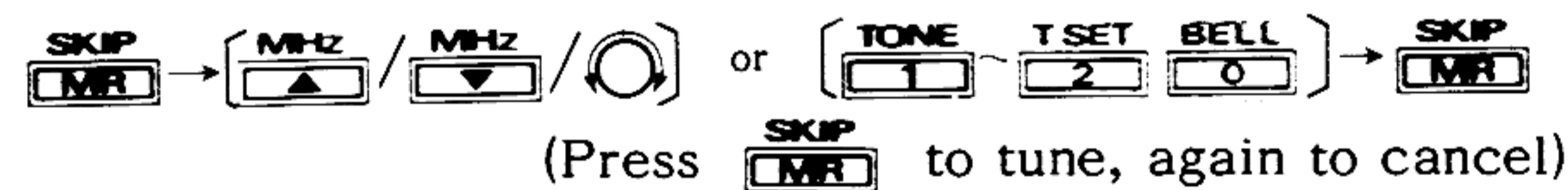


**MEMORY STORAGE (from VFO or another memory)**



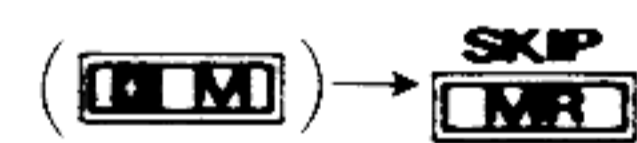
For separate tx memory, hold PTT when pressing for the last time (after storing rx freq).

**MEMORY RECALL (two methods)**



**MEMORY HIDING/UNHIDING**

Hide:



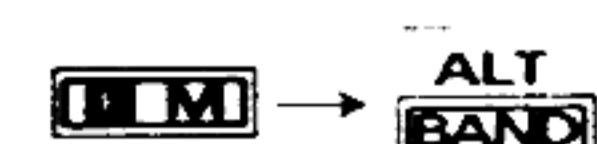
Unhide:



**MEMORY-TO-VFO COPY (after selecting the memory)**



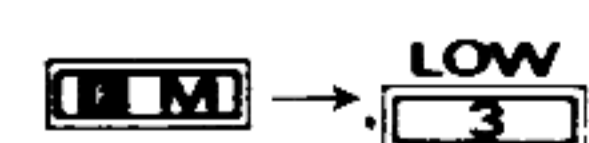
### ALTERNATING BAND MEMORY SELECT



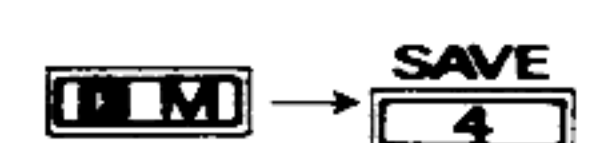
### MHz TUNING



**POWER HIGH/LOW (toggle)**



**POWER SAVER ON**



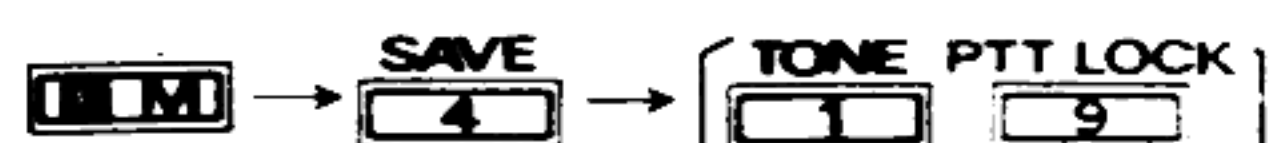
**POWER SAVER OFF**



POWER SAVER INTERVALS

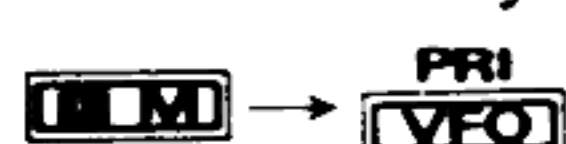
Key Nr.	Save Time (ms)	Save/Rcv Ratio	Avg. Current Consump. (mA)
1	30	1:1	25.5
2	70	2.3:1	18.4
3	100	3.3:1	15.8
4	200 (default)	6.7:1	12.2
5	300	10:1	10.8
6	500	16.7:1	9.5
7	700	23.3:1	9.0
8	800	26.7:1	8.8
9	1000	33.3:1	8.0

## POWER SAVER SAVE TIME



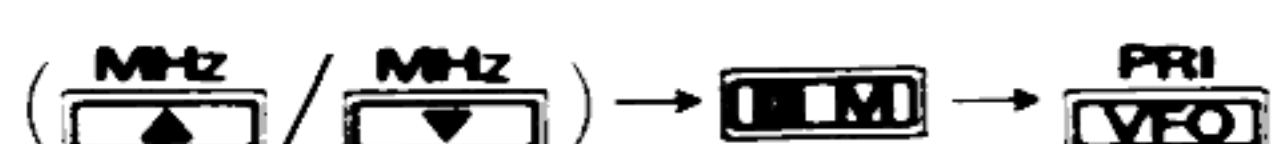
## PRIORITY MONITORING (single channel)

Preset squelch. Recall memory to be monitored (must be Memory 1 if you will be operating on memories).



## PRIORITY MONITORING (multi-channel)

Preset squelch. Recall any memory.



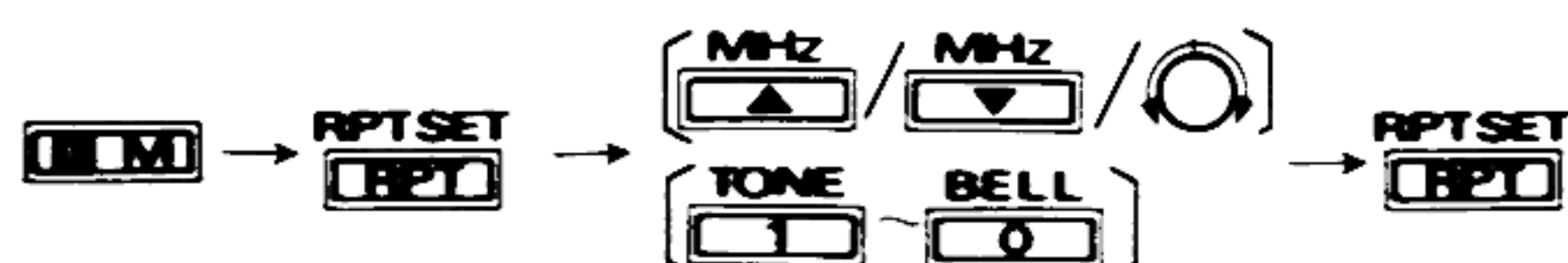
Operation is on vfo while checking memories.

## TUNING STEP SIZE (5, 10, 12.5, 20, 25 kHz)



## REPEATER OFFSET (Change default)

Multiples of 50 kHz only



## REPEATER SHIFT ON/OFF (toggle -, + or none)

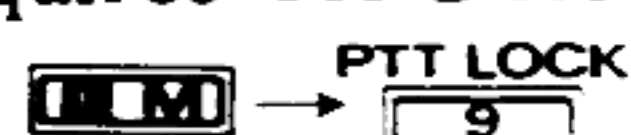


## REVERSE TX/RX FREQS. (if repeater shift on)



## PTT LOCK (toggle)

Requires YH-2 Headset.



## PAGER BELL (toggle)

Beeper must be on for audible alert.



## PMS (Programmable Memory-limit Scanning)

Store low edge in memory L (nr. 19)

Store high edge in memory U (nr. 20)



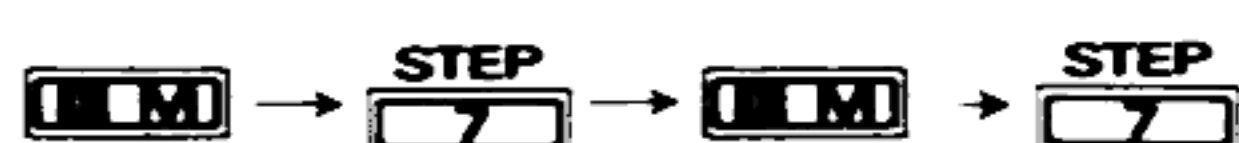
## SCAN

Select VFO or memories.

Hold arrow key 1/2-second to start.

Press PTT or arrow key momentarily to stop.

## SCAN RESUME MODE (toggle 5-second or pause until carrier drops)



## SKIP MEMORY SCANNING (toggle)

Recall memory, then MEM → SKIP MR

## BAND CHANGE (toggle VHF/UHF)



## SECONDARY BAND DISPLAY (toggle)



## RESET SYSTEM

Hold SKIP MR and PRI VFO while turning set on.

