

Free Music From Project Playlist (Mozilla Firefox or Internet Explorer) Straight to iTunes

by [-_Knex gun maker_](#) on January 13, 2008

Table of Contents

License: Attribution Non-commercial Share Alike (by-nc-sa)	2
Intro: Free Music From Project Playlist (Mozilla Firefox or Internet Explorer) Straight to iTunes	2
step 1: Basically, follow the video, and for tunestor, you need to install the file from where you downloaded it to.	2
step 2: Step 2	3
step 3: Step 3	3
step 4: Step 4	3
step 5: Step 6	4
step 6: Extras	4
Related Instructables	4
Advertisements	5
Comments	5

License: Attribution Non-commercial Share Alike (by-nc-sa)   

Intro: Free Music From Project Playlist (Mozilla Firefox or Internet Explorer) Straight to iTunes

Pretty straightforward. Also, you do not need tunestor, but it is best to use it if you want to get it directly into iTunes. If you don't want it to go directly to iTunes, when you right click the link, just chose save link as or something like that. BTW, if you have firefox, i recommend DownThemAll download accelerator. just go to <http://www.addons.mozilla.org> and search for downthemall.

you also do NOT need the program, just right click the mp3 link and do save as... or save link as...

Step 1: (optional) Visit <http://www.tunestor.com> and download tunestor. Go to where you downloaded it to and install it

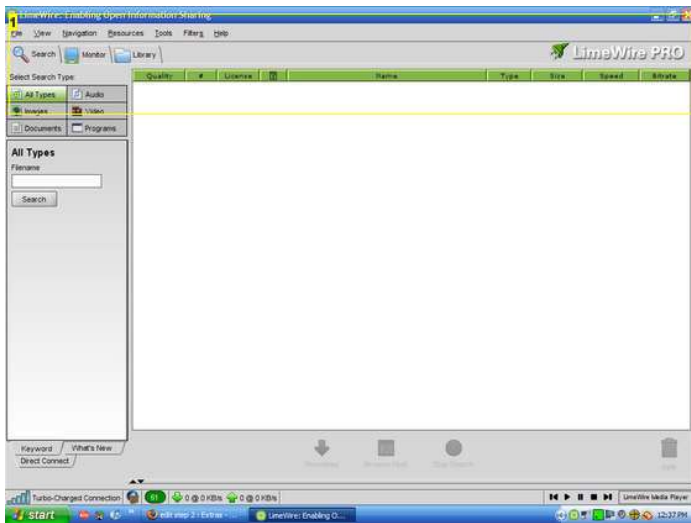


Image Notes

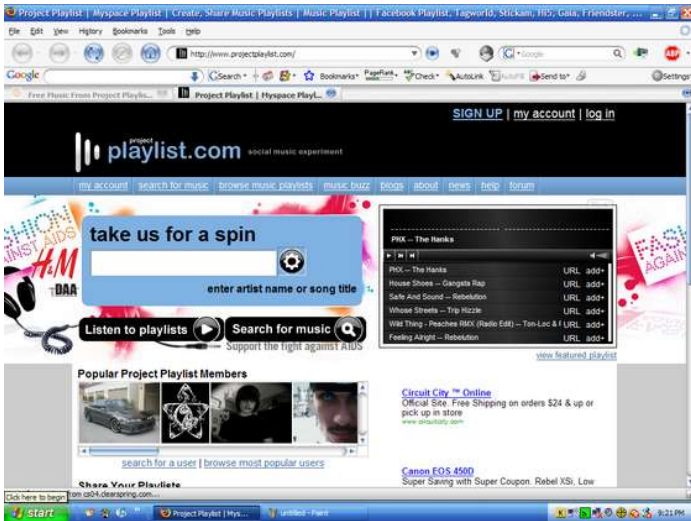
1. my limewire pro i got for free, read the end of the instructable to find out how i got

step 1: Basically, follow the video, and for tunestor, you need to install the file from where you downloaded it to.

so if you downloaded it to the desktop, you would need to install it from the desktop. it will also pop up in your internet browser. (firefox orIE.....) if you are using IE, switch to firefox, IE is probably the worst browser out there...once you're done downloading the music, you can open up iTunes and it will make a playlist for you at the bottom of your playlists, it will say "Tunestor Downloads" then you can sync your iPod and you have your music! And again, you DO NOT NEED TUNESTOR, all you need to do is when you find the .mp3 link, you just right click the link and choose save as... or save target as....

step 2: Step 2

Step 2: go to <http://www.playlist.com> or <http://www.projectplaylist.com> and search for the song you want



step 3: Step 3

Step 3: Once you find your song you want, make sure it works and is the right song by clicking the play button first. If it is the song you want, you can now click (visit site) right next to the song name.

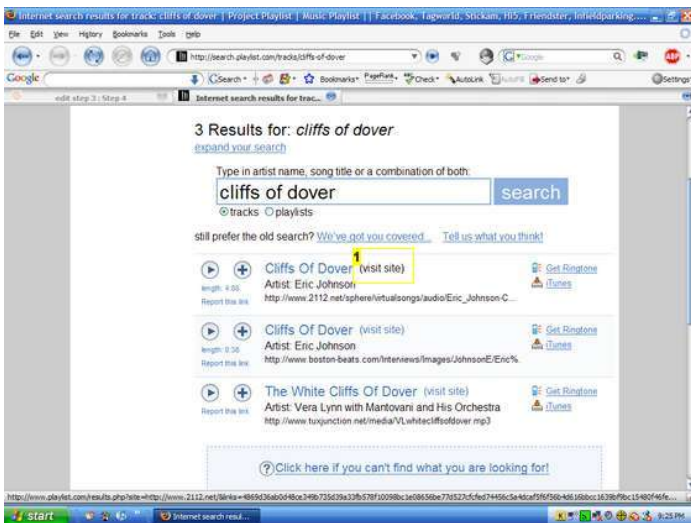


Image Notes

1. Click here!

step 4: Step 4

Step 4: At the top, there is a rectangle with a scroller on the side, you need to scroll all the way down and you will find a link that ends in mp3. If you have tunestor, right click the link and click "download directly to iTunes". If you don't have tunestor, you can just click save as... or save target as....

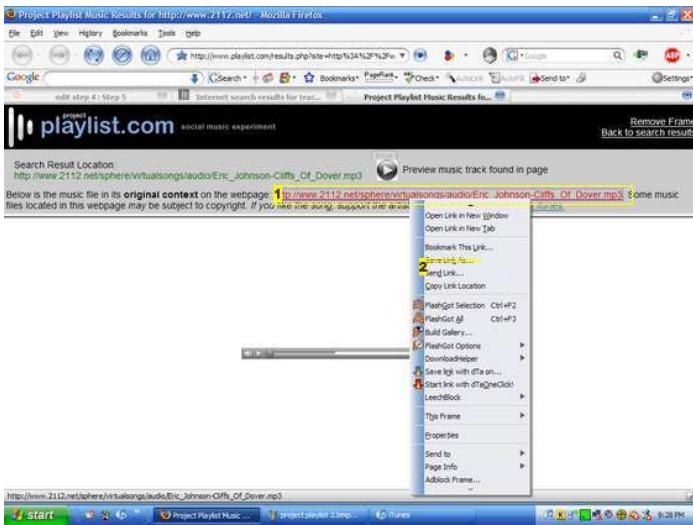


Image Notes

1. The link
2. the save link as... you need to click on

step 5: Step 6

Step 5: open iTunes and you'll see a playlist called "Tunestor Downloads", that's where all of your downloaded music is. Now you can sync your ipod and you have your music

step 6: Extras

check out my other instructables. btw, if you don't like this way, and you like using limewire, I know how to get limewire PRO for free. i promise you there are no viruses or spyware. i did not make the site, but i downloaded it, and it worked PERFECTLY!!! the site is limewirepro.angelfire.com and the site WILL NOT WORK if you put in the www or the http://

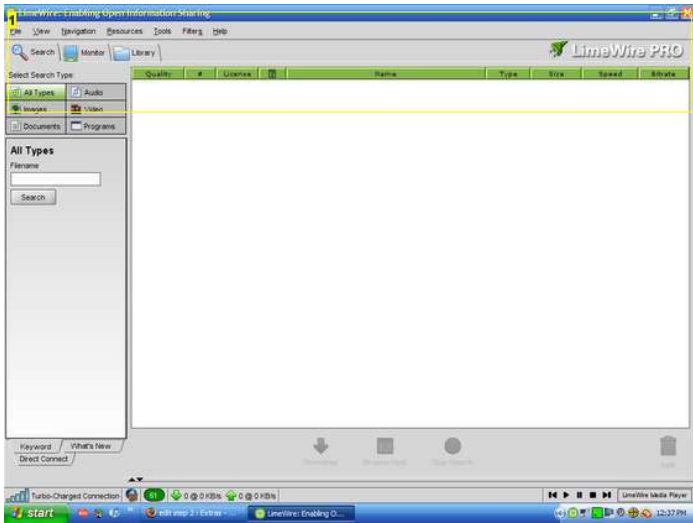


Image Notes

1. my limewire pro i got for free, read the end of the instructable to find out how i got

Related Instructables



How to get music from U-Tube by mrbox



DIY Light Saber In WMM (video) by wibrle



K'nex gun / arrow shooter by knex gun maker



some of my knex guns (slideshow) by knex gun maker



KNEX Uz90 by knex gun maker



KNEX_- VF1 sniper (slideshow) by knex gun maker



Black Mamba sniper Rifle (slideshow) by Knex_Gun_Builder

Get Free music without any illegal software (A.K.A limewire or blubster) by -_Knex gun maker_-


<http://www.instructables.com/id/Free-Music-From-Project-Playlist-Mozilla-Firefox/>

Comments

5 comments [Add Comment](#)

 **jimtran93** says: Apr 3, 2008. 5:27 PM [REPLY](#)
ps: u can get limewire PRO on limewire XDDDD

 **Peekadosies** says: Oct 7, 2009. 3:35 PM [REPLY](#)
nice!!!!
but i already have pro... lol

 **Klect960** says: Aug 15, 2009. 11:49 PM [REPLY](#)
Hey Dude I dont know wether i am doing anything wrong but the there is no link its just text so you cant right click save link as.. the only link is to the website like say the file was <http://www.fileden.com/music#user/katie678/goodsong.mp3> the link is only <http://www.fileden.com> and the actual file location is only text so you cant click it

 **warsoldier94** says: Jun 17, 2008. 7:55 AM [REPLY](#)
it doesnt work for me :(

 **zpersichetti** says: Mar 31, 2008. 3:42 PM [REPLY](#)
cool it works i downloaded limewire pro wOOT
