

pocket lock pick set

by [g-tech](#) on March 26, 2008

Table of Contents

License: Attribution Non-commercial Share Alike (by-nc-sa)	2
Intro: Pocket lock pick set	2
step 1: gather	4
step 2: Print and cut	4
step 3: Grind	5
step 4: clean er' up	6
step 5: Tension wrench	7
step 6: Finishing remarks	7
Related Instructables	8
Advertisements	8
Comments	8

Intro: Pocket lock pick set

a lock pick set that you can make yourself that fits in your pocket for easy storage, and hiding. (note I'm not responsible for what you do with this set so practice good judgment)



Image Notes

1. i wanted to save as much blade as possible to make more




Image Notes

1. Safety first!



Image Notes
1. ooh sparks!





Image Notes
1. logs oh my!
2. blurry



Image Notes
<http://www.instructables.com/id/pocket-lock-pick-set/>

1. needs kleeing



Image Notes
1. blurry




Image Notes
1. sparkly!

step 1: gather

the materials you need are:

hack saw blade

key ring

flat piece o metal(mine was a shishkabob stick)

the tools you'll need:

sharpie

pliers

file



step 2: Print and cut

Ok next your gonna need a template. I started with a very simple set, for this is my first time making one. you can google "lock pick template" and look for one you like or use the one I have provided. now that you have your template print it off and cut out one of the picks. Now I just eyeballed the drawing so its not perfect, but you can transfer it anyway you want, one method is to print the template with a laser printer and iron the template on. now that you have you template transfered, cut the blade close to where you are transferring the template, so as not to waste any blade.




Image Notes

- 1. i made this one,
- 2. and this one



Image Notes

- 1. i wanted to save as much blade as possible to make more



step 3: Grind

get the proper safety equipment, the get yourself a quench. Now grab your grinder or dremel, and start grinding. keep going to you have got down to the transfered image. i cant explain the to mack just take a gander at the pictures. (sorry for the shakiness it is hard to grind and take a picture at the same time)



Image Notes
1. Safety first!




Image Notes
1. ooh sparks!

step 4: clean er' up

Ok now that you have cut out the pick, use you file to clean up the edges and make that thing shinny. repeat steps 2 and 3 to make some more to have a whole set wow!





Image Notes
1. needs kleaning




Image Notes
1. logs oh my!
2. blurry

step 5: Tension wrench

A good lock pick set always has a tension wrench. so ill tell ya how to make one. first take you piece o metal and cut it down to size about five inches give or take. now bend about one inch of it 90 degrees and presto a tension wrench! you might need to file the end down a bit so it can fit into a lock.



Image Notes
1. blurry

step 6: Finishing remarks

Lock picking is a very skilled art and requires lots of practice, but with time it can be very fun and rewarding. check out the site on how to pick a lock with you new lock picks!

lockpicking101.com

TTFN!




Image Notes
1. sparkly!

Related Instructables



Yet another lockpick instructable by [}{itch](#)



Electric Lockpick by [ve2vfd](#)



How to pick a common cylinder lock by [_soapy_](#)



Make lockpicks from what you can find in a garage (like macgyver or not) by [littlemog92](#)



DIY Professional Lock Picks! by [asspllosionz](#)



Poor man's paperclip lockpicks by [nak](#)



Open a Padlock with One Paperclip, Nothing Else by [theRIAA](#)



How to make a manual pickgun - wiper insert by [BorisTheSpider](#)

Comments

[36 comments](#) [Add Comment](#)



555mst555 says:
nice....but i prefer using windshield wiper blade....thy're much stronger and dont rust!

Sep 11, 2009. 2:02 AM [REPLY](#)



weaponscollector94 says:
what the heck's a tension wrench? is it the sorta thing you can open bathroom locks with? i use a coat hanger wire for that but i just am not sure what a tension wrench is

Aug 19, 2009. 9:37 PM [REPLY](#)



fallenspirit123 says:
a tension wrench is used to turn the plug thus opening the lock. and its so the pins wont fall back down

Aug 20, 2009. 3:42 PM [REPLY](#)



weaponscollector94 says:
ok dude thanks!

Aug 20, 2009. 7:35 PM [REPLY](#)



zalas says:
awesome works great! thnx

Jul 9, 2009. 2:01 PM [REPLY](#)



baneat says:
If you do not have access to a grinder there's a 9 pice set that costs £3.80 delivered in dealextreme.com (great site for cheap little interesting items btw)
Is the metal from a steel drinks can thick enough to make the pick?

May 29, 2009. 9:18 AM [REPLY](#)



compan says:

this is a good tutorial. A similar lock pick set would sell online for 50 to 200 bucks. This cost virtually nothing.

Check me out at <http://www.computerace.tk>

May 12, 2009. 1:57 PM [REPLY](#)



milamber says:

these templates are to size just print them top page best



Pick-Templates.pdf(612x792) 364 KB

Feb 18, 2009. 6:31 PM [REPLY](#)



PJARRELL says:

I live in Indiana and worked for a fire and security company at Mittle Steel and I owned a lock out kit and a pick set and used them there and in personal life for friends and family I have even gotten pulled over by the state police as well as the local police with them in my front seat and nothing was sead just asked why I had them and that was that. I even carry my pick set in my lunch pale at work it has came in mighty handy on the job .

By the way grate instrustable

Feb 6, 2009. 12:05 AM [REPLY](#)



g-tech says:

thanks for commenting

Feb 8, 2009. 2:58 AM [REPLY](#)



stAzer says:

All I use is a bobby pin and half of a tiny scissors, and it works well. It also is a whole lot smaller. But I woud'nt mind making a few, and before I did'nt know how. Thanks!

Jan 29, 2009. 7:30 PM [REPLY](#)



anakuron says:

big thanks for uploading the pick template!

Jan 22, 2009. 4:26 AM [REPLY](#)



wenpherd says:

i cant find out how to use them on the website

Sep 16, 2008. 10:36 AM [REPLY](#)



Datawolf says:

Love your template but... is it the good size ?

Jul 23, 2008. 4:58 AM [REPLY](#)



g-tech says:

um... yea? I used the template and the sizing was fine, so i guess yes

Jul 23, 2008. 5:17 AM [REPLY](#)



LINGLING says:

i love this one i usally made out of hair pin (too weak) or watch screw drivers (look alright but weak if to thin) this one look just right tho im a bit worried that it will snap in a lock and i think the tension wrench could just be a small flat head screw driver bent thats what ive been using and its great. good work xD

Jul 17, 2008. 7:38 AM [REPLY](#)



BorisTheSpider says:

Hey, great instructable. I have to say Nicholson is a great American brand of both hacksaw blade and file.

Also, the two you chose to make are very effective - two of my favorite, and I rarely use any others. I do find a couple rakes useful, like the 5th and 7th from the bottom in the picture (believe it or not, the style name varies from brand to brand).

I'm also impressed that you pointed people to a reputable and responsible site.

Only thing I would personally add is:

NEVER PICK A LOCK THAT ISN'T YOURS OR THAT YOU DON'T HAVE A RIGHT TO.

But again, great 'ible!

Jul 15, 2008. 5:55 PM [REPLY](#)



g-tech says:

hey thanks yea there has been a big discussion on legalities and such, but what peeves me right now is my instructable is getting more hits now because that other dude got a feature and what not when his strutable is almost the exact same as mine, with only one added step at the end, it just bugs me

Jul 16, 2008. 5:51 AM [REPLY](#)



BorisTheSpider says:

Jul 13, 2008, 5:06 PM [REPLY](#)

I wouldn't worry too much about all that. It was probably more timing or somesuch. You did make a great 'ible and at least now you're getting that recognition (late's better than never).



jtobako says:

Mar 26, 2008, 7:50 PM [REPLY](#)

Just having this is illegal (as in lock you up) in many places unless you have a locksmith license. The cops don't have to show intent-just possession.

I felt this needed to be added to the disclaimer.



pyelitegamerro76 says:

Mar 26, 2008, 8:02 PM [REPLY](#)

nope, they need intent (which is completely subjective so you need a damn good excuse) i know because i lockpick as a hobby (i accidentally brought them through airport security, forgot they were in my pockets, didnt make a sound, can anybody say placebo lol, i dont think the security does much)

and a set of bogotas can open almoast anything



jtobako says:

Mar 26, 2008, 8:43 PM [REPLY](#)

Depends on where you are : P

"Â§ 97-17-35. Burglary; possession of burglar's tools.

It is unlawful for any person to have in his possession implements, tools, or instruments designed to aid in the commission of burglary, larceny or robbery; and on the conviction of any person thereof, he shall be punished by imprisonment in the penitentiary not exceeding five (5) years, or in the county jail not exceeding one year. The carrying concealed about one's person, or in one's baggage, implements, tools, or instruments peculiarly adapted to aid in the commission of burglary, larceny or robbery, shall be prima facie evidence of intention to use them for such purpose.

Sources: Codes, 1892, Â§ 997; Laws, 1906, Â§ 1074; Hemingway's 1917, Â§ 802; Laws, 1930, Â§ 818; Laws, 1942, Â§ 2044; Laws, 1956, ch. 246."(Mississippi)

"2. The possession thereof except by a mechanic, artificer or tradesman at and in his established shop or place of business, open to public view, shall be prima facie evidence that such possession was had with intent to use or employ or allow the same to be used or employed in the commission of a crime."(Nevada)

"All persons in possession of lockpicking equipment are required to be licensed by the Solicitor General of Alberta by virtue of Section 353 of the Criminal Code, which states:

Everyone who sells, offers for sale, purchases or has in his/her possession in a province an automobile master key otherwise than under the authority of a licence issued by the Attorney General of that province, is guilty of an indictable offence "(Alberta, Canada)

"Going Equipped

1) Source: Theft Act 1968 Section 25(1)

Offence: It is an offence for a person, when not at his place of abode, to have with him any article for use in the course of or in connection with any burglary, theft or cheat."(England-love the phrase 'going equipped')

Translation: the only reason you would have them is if you intend to use them. Doesn't apply everywhere, but the letter of the law is what matters in these cases. Many say "with intent"-but not all.



BorisTheSpider says:

Jul 13, 2008, 9:42 AM [REPLY](#)

There's no license required anywhere in the US. There are plenty of companies that employ people who are not licensed locksmiths. As it turns out, they're much cheaper. Just like you don't hire a chef to cook at a chain restaurant.

I'm sure that there may be a place or two with a law that may allow someone to do something to you, but it's rather similar to a police officer pulling you over for going over the limit by 2 or 3 mph.

In other words, it just doesn't happen unless A) You seem to be up to something, or B) That officer had a really bad day and you're just the first person he saw.



jtobako says:

Jul 14, 2008, 8:04 AM [REPLY](#)

c) they want to pin something on you for future use (once you have a criminal record, all the rules change-say goodbye to 'presumed innocent') and 'possession of burglary tools' is open to interpretation.

d) You got in trouble once (see above).

e) Someone with clout was hit recently and the police need to show that they are looking. This doesn't fall under 'bad day' because all the police in the area and the prosecutor will be working against you.

CHECK WHERE YOU LIVE. Local laws differ-what is legal in one town or state is different in another!

If you aren't a criminal lawyer licensed in all states, DON'T pretend that what you presume is correct. Qualify your statements or show your license.



BorisTheSpider says:

Jul 15, 2008. 5:43 AM [REPLY](#)

I haven't a license, but I work for a nationwide chain that does this in every state and employs the unlicensed to do exactly this. We also employ regular, professional locksmiths, but that's more or less a separate department (they handle installation, repair, etc. while the unlicensed handle picking and bypassing). We don't have anything special to say we're allowed to carry picks, and almost all of us have at least one small kit we carry everywhere, off-duty as well.

Long story short, carrying lockpicks isn't the equivalent of carrying a handgun. Unless you do something stupid in the first place, you won't get into trouble (though they are likely to dig up and pin on you some archaic law once you've already been busted for breaking and entering).

If you're still confused, just make one of three calls - to the police department, an attorney, or a locksmith.



jtobako says:

Jul 15, 2008. 1:26 PM [REPLY](#)

If you name the chain I'd have an easier time believing you :) Very few 'nation wide chains' have storefronts in every state, and fewer have ones in every location :)

That and a 'nation wide chain' will have a good legal department to CYA .



BorisTheSpider says:

Jul 15, 2008. 5:47 PM [REPLY](#)

It's hardly fair for me to discuss who I work for in a public forum, but it is very much nationwide, and has an incredible legal department. From my angle, I'd wager more lawyers than locksmiths. ;)

I will say this too, the company was actually began by a couple law enforcement officers.

Both reasons we're one of the most well-reputed, and (if recollection serves me) the biggest chain in the country.



four_eyes954 says:

Mar 27, 2008. 4:52 AM [REPLY](#)

this is true but now judge/jury is going to convict you for having a hobby



jtobako says:

Mar 27, 2008. 5:19 AM [REPLY](#)

Now or No?

Are you counting on the same system that made spilling your own coffee worth millions of dollars?



tiki700 says:

Jun 15, 2008. 12:55 PM [REPLY](#)

I'm going to go get me a license. Except I don't think I am old enough yet so i guess i will just have to train in secret for now...



buttersnake says:

Apr 11, 2008. 5:44 PM [REPLY](#)

I made a set about 7 years ago and i used some very strong but small diameter metal rod. I got it at home depot or lowe's one, can't recall it was so long ago. I do remember a common name for it is "musicians steel". Why, i don't know. But it worked great. It also was slightly slippery so it slid in and out of locks very well. I made an entire set and i only ever had to use the rake and the tension rod.



!Andrew_Modder! says:

Mar 27, 2008. 1:21 PM [REPLY](#)

i allways wanted to make these, but i only have a dremel (grinder is sooo soooo much easier for taking the bulk off these)



four_eyes954 says:

Mar 27, 2008. 4:55 AM [REPLY](#)

i have one lock i always have a problem with when picking it as im going across the pins my pick always gets stuck would the curvy one second from the top help me with this?



g-tech says:

Mar 27, 2008. 12:59 PM [REPLY](#)

yes there is a good chance it would



Sgt.Waffles says:

Mar 26, 2008. 3:50 PM [REPLY](#)

You should invest in a quality snake rake. You could make one, but it doesn't rake well if your edges are misaligned.



GorillazMiko says:

Mar 26, 2008. 3:13 PM [REPLY](#)

Cool! Looks like that would hurt being in your pocket.