

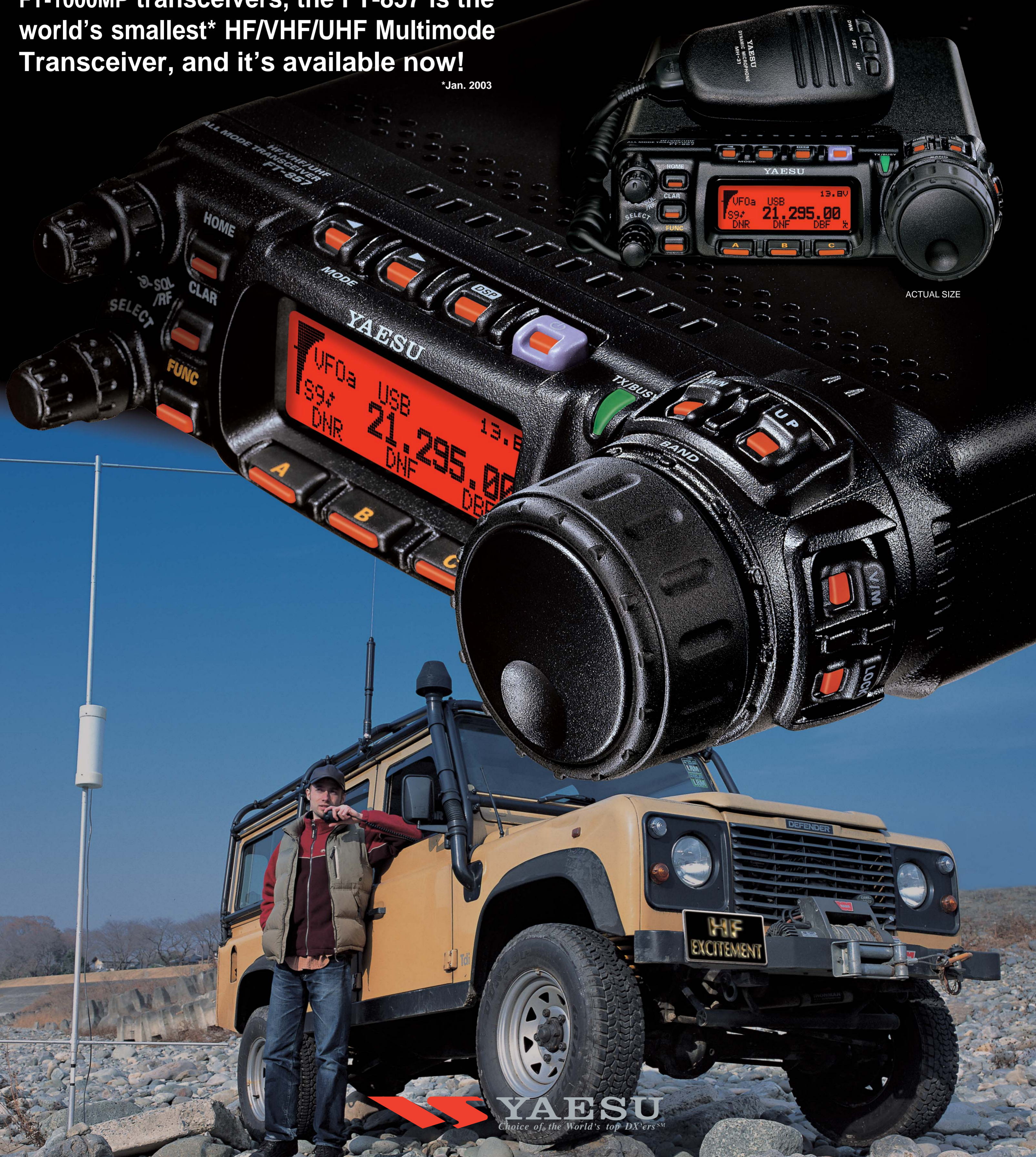
HF EXCITEMENT

Blending leading-edge technologies developed on the FT-897 and MARK-V FT-1000MP transceivers, the FT-857 is the world's smallest* HF/VHF/UHF Multimode Transceiver, and it's available now!

*Jan. 2003

FT-857

ULTRA-COMPACT HF/VHF/UHF
100 W* ALL-MODE TRANSCEIVER
(HF/6 m 100 W, 2 m 50 W, 70 cm 20 W)



ACTUAL SIZE

HF EXCITEMENT

The FT-857, the world's smallest HF/VHF/UHF Mobile transceiver, provides base station performance from an ultra-compact package that's ideal for mobile or external battery portable work. Wide frequency coverage, outstanding receiver performance, and the convenience of remote-head operation* make the FT-857 the expert's choice for high-performance mobile operation!

*Optional YSK-857 Separation Kit required

ULTRA COMPACT DESIGN


Measuring just 6.1" x 2" x 9.2" (155 x 52 x 233 mm), the FT-857 is the world's smallest full-power HF/VHF/UHF multimode transceiver! Its rugged case design is a masterpiece of ergonomic design, with often-used switches and knobs conveniently positioned for



RUGGED, HIGH-OUTPUT TRANSMITTER DESIGN

Borrowing extensively from the FT-897 transmitter design, the FT-857's rugged power amplifier section utilizes Bipolar Transistor devices, providing low noise, low distortion and high reliability. On HF and 6 meters, you get 100 Watts of clean power output, while on 2 meters you get 50 Watts out, and 20 Watts on 70 cm.

Reliability is assured thanks to the extensive cooling system, featuring a thermostatically-controlled




TX POWER OUTPUT (SSB, CW, FM)

HF / 6 m	2 m	70 cm
5W - 100W	5W - 50W	2W - 20W

HIGH-PERFORMANCE RECEIVER DESIGN

Building on the acclaimed performance of the FT-1000D, Mark-VF-1000MP, and FT-897, Yaesu's engineers have crafted the FT-857's front end for a very low noise floor, along with wide dynamic range. Utilizing an up-conversion architecture for HF with a first IF of 68.33 MHz, the FT-857 features a double-conversion superheterodyne system (single conversion on VHF), with the 2nd IF at 455 kHz. Extensive bandpass filtering in the front end, along with careful device selection and gain distribution, yield a receiver system ready for the strong-signal challenges of today's crowded bands! On VHF and UHF the very-low-noise MOS FET preamplifier is followed by an active DBM mixer, yielding the low noise figure required for weak-



WIDE FREQUENCY COVERAGE

Providing transmitter coverage of the HF, 50 MHz, 144 MHz, and 430 MHz Amateur bands, the FT-857 also includes receive coverage on 100kHz to 56MHz, 760 to 108MHz, 118-164MHz, and 420-470 MHz. Enjoy the excitement of public safety monitoring, along with weather broadcasts, AM and FM broadcasts, aviation communications, as well as the action on the Hambands!

ENHANCED TRANSMITTER PERFORMANCE THROUGH DIGITAL SIGNAL PROCESSING (Optional DSP-2 Unit Required)

For superior interference rejection and transmitter "talk power," the FT-857's DSP circuitry enhances both sides of the communications circuit. The FT-857's DSP unit features a 24-bit high-tech AD chip for signal processing.



DSP BANDPASS FILTER: Separate DSP Bandpass Filters for Voice and CW augment the analog filters for enhanced interference rejection. For Voice modes, you get 16 High-Pass Filter cutoff frequency selections, and 32 Low-Pass Filter selections, for a total of 512 combinations. And for CW, you may choose bandwidths of 240 Hz, 120 Hz, or arazor-sharp 60 Hz.

DSP AUTO-NOTCH FILTER: To reduce interference caused by annoying carriers within the audio passband, the DSP Auto-Notch provides a significant reduction in the interference level. If multiple carriers are present, the DSP will detect and notch all the carriers present.

DSP NOISE REDUCTION: The very effective Noise Reduction filter of the FT-857 utilizes as many as 16 noise-reduction algorithms, for use in a wide variety of noise environments, without introducing appreciable distortion on the desired signal. Operator fatigue is reduced, and signal-to-noise ratio is significantly enhanced.

DSP MICROPHONE EQUALIZER: To match the FT-857's TX audio response to the waveform produced by your voice and the microphone in use, the DSP system includes a four-position Mic Equalizer circuit. The results are reduced talk power at certain audio frequencies are suppressed, allowing all available power to be concentrated in your voice spectrum.

TRANSMITTER
 Modulation Types: A1 (CW), A3 (AM), A3J (LSB/USB), F3 (FM), F1 (9600 bps packet), F2 (1200 bps packet)
 Emission Modes: A1 (CW), A3 (AM), A3J (LSB/USB), F3 (FM), F1 (9600 bps packet), F2 (1200 bps packet)
 Carrier Suppression: >40 dB (50/144/430 MHz)
 Spurious Radiation: >40 dB (50/144/430 MHz)
 Frequency Stability: ±1 ppm from 1 min. to 60 min after power on @ 25° C.
 Frequency Response: 400 Hz-2400 Hz (-6 dB)
 Microphone Impedance: 200-10k Ohms (Nominal: 600 Ohms)

RECEIVER
 Circuit Type: Double-Conversion Superheterodyne (SSB/CW/AM/FM) Superheterodyne (WFM)
 Intermediate Frequencies: 1st: 68.33 MHz (SSB/CW/AM/FM); 10.7 MHz (WFM) 2nd: 455 kHz



FT-857 ULTRA-COMPACT HF/VHF/UHF 100 W ALL-MODE TRANSCIVER (HF: 6 m 100 W, 2 m 50 W, 70 cm 20 W)

HIGH-PERFORMANCE PLL DESIGN

The quiet, fast-acting local oscillator system of the FT-857 borrows extensively from the FT-847 and FT-897, using a Direct Digital Synthesizer (DDS) to achieve fast lock times and silky-smooth tuning in steps as fine as 10 Hz. The excellent carrier-to-noise ratio helps preserve spurious-free dynamic range in a crowded band, and the smooth tuning leaves you with

UNMATCHED EASE OF ACCESS TO FEATURES

Despite its compact size, the FT-857 is without peer in ease of access to the features and functions you need most!

BIG-RADIO TUNING DIAL AND OUTSTANDING ERGONOMICS

Ease of operation of the FT-857 is enhanced by the large diameter 1.7" (Ø43 mm) Main Tuning Dial (10 Hz steps minimum), similar in size to the tuning knob of many base station rigs. What's more, the SELECT knob allows "channelized" tuning in minimum steps of 1 kHz on SSB/CW, or 5 kHz on FM, for quick and easy tuning around the band. All important keys are strategically placed around the front panel, for quick access.

EASY-TO-USE "SCROLLING FRONT PANEL" KEYS

The compactness of the FT-857 is made possible by the easy-to-use "multi-function" keys, which allow adjustment of a number of transceiver operating functions during operation. Pressing the [FUNC] key allows selection of the operating function row, using the Selector knob, and you may then press the [A], [B], or [C] key, as needed, to change the



Multi Function Keys

	A key	B key	C key
MfA	A/B (VFO A/B Selection)	A=B (Equalize VFOs A/B)	SPL (Split Operation)
MfB	MW (Skip Memory)	SKIP (Skip During Scan)	TM (Memory Time Tag)
MfC	STO (Quick Memory Store)	RCL (Quick Memory Recall)	PROC (Speech Processor On/Off)
MfD	RPT (Repeater On/Off)	REV (RPT Shift/Reverse)	VOX (VOX On/Off)
MfE	TON (CTCSS/DCS On/Off)	---	TOCH (Tone Code Selection)
MfF	ENC (Split Tone Encode)	DEC (Split Tone Decode)	TOCH (Tone Code Search)
MfG	ARTS (ARTS On/Off)	SRCH (Smart Search On/Off)	PMS (Band-Limit Scan)
MfH	SCN (Scan Start)	PRI (Priority Ch. Watch)	DW (Dual Watch)
MfI	SCOP (Spectrum Scope)	WID (Scope Bandwidth)	STEP (Scope Steps)
MfJ	MTR (Meter Mode)	PWR (Power Meter)	DISP (Display Size)
MfK	SPOT (CW Spot)	BK (Break-in On/Off)	KYR (CW Keyer On/Off)
MfL	TUNE (ATU/ATAS On/Off)	DOWN (ATAS Down)	UP (ATAS Up)
MfM	NO (Noise Blanker On/Off)	AGC (AGC On/Off)	AUTO (AGC Mode)
MfN	IPO (RX Preamp On/Off)	ATT (Attenuator On/Off)	NAR (Narrow Dev.)
MfO	CFIL (Optional Filt. 1)	N/A (Optional Filt. 2)	N/A (Optional Filt. 2)
MfP	PLY1 (Keyer Mem. 1)	PLY2 (Keyer Mem. 2)	PLY3 (Keyer Mem. 3)
MfQ	DNR (DSP Noise Filt.)	DNF (DSP Notch Filt.)	DBF (DSP BPF)
MfR	MONI (SQL Disable)	QSPL (Quick Split)	ATC (1750 Hz Tone)

*This row of functions is user-programmable (defaults shown).

ADVANCED FEATURES FOR ACTIVE DXers

IF Shift: Use the IF SHIFT feature to vary the center frequency of the IF passband, so as to eliminate interference above or below the current operating frequency.

IF Noise Blanker: Optimized for use in the mobile environment, the FT-857 includes a highly-effective IF Noise Blanker specifically designed for suppression of ignition and other pulse-type noises. The Noise Blanker's threshold is adjustable via the Menu.

Intercept Point Optimization (IPO): For reception on the lower HF bands, where low noise figure is not required, the IPO feature causes the RF preamplifier to be bypassed, allowing direct signal input to the first mixer. An input attenuator is also provided, for very noisy conditions.

Adjustable AGC: The Automatic Gain Control (AGC) circuitry of the FT-857's receiver may be adjusted, by the operator, for Slow or Fast recovery times. A convenient "Auto" feature programs "Fast" AGC for CW, and "Slow" for voice modes. And the AGC may also be turned off, if desired, allowing manual gain control from the front panel.

Clarifier (R.I.T.): For split-frequency pile-ups or to follow drifting signals, the Clarifier control provides up to ±9.99 kHz of adjustment of the receiver's frequency, without changing the transmit frequency. For wider-split pileups, the "Split" mode allows you to use VFO-A and VFO-B separately, too.

RF Gain Control: For noise reduction and/or variation of the AGC system threshold, the Menu allows the front panel's "Squelch" control to operate as an "RF Gain" control.

VOX: For hands-free Voice operation, the VOX

CW OPERATING FLEXIBILITY

The FT-857 is without peer in its array of most-asked-for features for the CW expert!

Built-In Electronic Keyer: The FT-857's built-in Electronic Keyer includes a weight control, as well as Menu capability to reverse the "Dot" and "Dash" contacts on your connector.

CW Message Memory with Beacon Mode: For repetitive "CQ TEST" and contest exchange messages, the FT-857 includes a three-message memory capability. The "Beacon" mode may be used to send a repetitive message out continuously for up to four hours, ideal for 6-meter used during DX-peditions.

CW Pitch/Sidetone Control: The CW Pitch control allows the transmitted signal to be offset 400/500/600/700/800 Hz from "zerobeat" with the receive frequency. This adjustment simultaneously varies the center frequency of the RX passband (including the DSP BPF), as well as the CW Sidetone pitch. The Sidetone therefore serves as a "Spot" signal during tuning.

CW Trainer: A popular feature of the FT-857 is the CW Trainer, which will send five-character

EASY DATA-MODE SETUP

For operation on a wide variety of digital modes, including 1200/9600 bps FM packet, RTTY, SSTV, or PSK31, the rear-panel 6-pin mini-DIN connector provides easy-to-Data I/O lines, plus PTT and Ground. For PSK-31 and other AFSK modes, the injection sideband (USB/LSB) is selectable, along with BFO and Display Shift and

ADVANCED CONVENIENCE FEATURES FOR VHF/UHF OPERATION

The FT-857 is a VHF/UHF operator's dream come true!

Versatile Tone Control Selections: Both CTCSS and DCS Encoder/Decoders are built in! For easy access to repeaters, a 50-tone CTCSS system works along with a 104-code Digital Code Squelch (DCS) in the FT-857. For applications requiring split CTCSS/DCS access, a convenient "Split Tone" feature is also provided, along with the ability to encode (only) CTCSS or DCS, if desired.

Automatic Repeater Shift: On the 144 MHz and 430 MHz bands, the FT-857 will automatically activate the repeater shift appropriate for the part of the band in which you are operating.

Smart Search™: When visiting a new city, use the Smart Search system to scan the FM/AM Mode for activity. When busy channels are found, they will be automatically loaded into a special Smart Search™ memory bank, for easy recall.

Spectrum Scope: If you have to be away from your radio for a few minutes, turn on the Spectrum Scope to keep watch on band activity. The Spectrum Scopewill create a bar-graph display of activity on channels above and below your current operating frequency.

ARTS™ (Auto-Range Transponder System): During Search-and-Rescue operations, the ARTS™

ACTIVE-TUNING ANTENNA SYSTEM (ATAS-120 Option)

Yaesu's patented ATAS-120 Active-Tuning Antenna System provides a compact, yet efficient, automatically-adjusting antenna for mobile, portable, or apartment-balcony use! Utilizing DC voltages fed from the FT-857, the ATAS-120 automatically adjusts its length longer or shorter, with the FT-857 feeding a tiny amount of power for SWR detection by its internal directional coupler. When the best impedance match is found, tuning automatically stops, and operation can begin.

Specified for operation on the 7/14/21/28 MHz Amateur bands, the ATAS-120 contracts fully for use

HIGH-RESOLUTION DOT-MATRIX DISPLAY

The large 2.1" x 0.69" (53.4 x 17.2 mm) multi-color display provides easy-to-read indication of many operating functions. The color may be chosen from among 32 different color selections, and may be programmed to show different colors on each band, mode, Memory Group, or even to track signal strength and power output by

VERSATILE MEMORY SYSTEM!

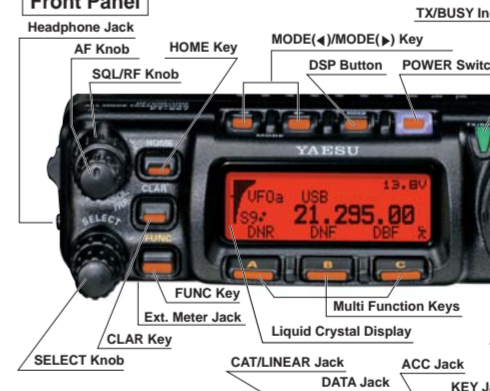
The FT-857 provides up to 200 "Main" memory channels, each of which may be named with an Alpha-Numeric label of up to eight characters. These 200 Memories may be separated into as many as 10 Memory Groups of 20 Memories each. For added convenience, you also get a "Quick Memory" and a "Home Channel" on each band, plus five pairs of band-limit memories, to let you restrict operation to a sub-band, if you

UPGRADE WITH COLLINS® MECHANICAL FILTERS FOR SSB AND CW (Option)


To enhance performance on both receive and transmit, high-performance Collins® Mechanical Filter options are available for both SSB and CW. For SSB, the 2.3 kHz, 10-pole YF-122S option provides a very flat passband response, for natural-sounding transmit audio, along with excellent skirt selectivity. And for CW, the 500 Hz, 7-pole YF-122C and 300 Hz, 7-pole YF-122CN options help separate signals on a crowded



FRONT PANEL



REAR PANEL



OPTIONAL REMOTE MOUNTING KIT

For mobile operation where mounting space is very limited, the optional YSK-857 Separation Kit allows the front panel to be remotely mounted on your dashboard, with the transceiver stashed away in available space. Data is transferred between units at a lightning-fast rate of 31.25 k/bps, for seamless remote

AND MUCH, MUCH MORE...

- Battery Voltage Meter • TX Meter Selection Modulation Level, ALG, Power Output, or SWR.
- Two Antenna Connectors Separate Jacks for HF/50 MHz and 144/430 MHz, affixed to the rear panel.
- Large, Easy-to-See TX/RX Status LED • Optional High-Stability Reference Oscillator The TCXO-9 provides ±0.5 ppm stability at 77° F/25° C for applications requiring very high frequency accuracy • Versatile Scanning Features VFO Scan, Memory Scan, Band-Limited Scanning (PMS), Priority Scan and Dual Watch • Auto Power-Off (APO) and Time-Out Timer (TOT)
- CAT System Computer Programming capability



New Remote Control DTMF Microphone MH-59A8 (Option)

The optional MH-59A8 Remote Microphone provides control of the major functions of the FT-857 from the microphone's keypad. The MH-59A8 includes a rotary control knob for adjusting the operating frequency and the receiver volume level.



ACCESSORIES & OPTIONS

Deluxe Ultra-High-Quality Desktop Microphone MD-200Aox	Remote Control DTMF Microphone MH-59A8x	DTMF Microphone MH-36EJx	Lightweight Stereo Headphone YH-77STA	0.5 ppm High-Stability Reference Oscillator TCXO-9	Collins® SSB Filter (2.3 kHz/2.7 kHz; -6 dB/-60 dB) YF-122S	Collins® CW Filter (500 Hz/2 kHz; -6 dB/-60 dB) YF-122C	Collins® CW Filter (300 Hz/1 kHz; -6 dB/-60 dB) YF-122CN	VHF/UHF Antenna Base/Counterpoise Kit for ATAS-120
External AC Power Supply (25A) FP-1030A	Digital Signal Processing Unit DSP-2	Separation Kit YSK-857	External Automatic Antenna Tuner FC-30	CAT Interface Cable CT-62	Packet Cable CT-39A	BAND DATA Cable CT-58	HF/50 MHz 1 kW Linear Amplifier VL-1000 + VP-1000	Motor-Driven Antenna System ATAS-120

Supplied Accessories: Hand Microphone MH-31ASJ, Mobile Mounting Bracket MMB-82, DC Power Cord

About this brochure: we have made this brochure as comprehensive and factual as possible. We reserve the right, however, to make changes at any time in equipment, optional accessories, specifications, model numbers, and availability. Some accessories shown herein may not be available in some countries. Some information may have been updated since the time of printing; please check with your Authorized Yaesu Dealer for complete details.

VERTEX STANDARD CO., LTD.
 4-8-8 Nakameguro, Meguro-ku, Tokyo 153-8644, Japan

For the latest Yaesu news, visit us on the Internet:
<http://www.vxstd.com>

VERTEX STANDARD
 US Headquarters
 10900 Walker Street, Cypress, CA 90630, U.S.A.

VERTEX STANDARD
 P.O. Box 75525, 1118 ZN Schiphol, The Netherlands

VERTEX STANDARD
 Unit 12, Sun Valley Business Park, Winnall Close
 Winchester, Hampshire, SO23 0LB, U.K.

VERTEX STANDARD
 http://www.vxstdusa.com
 Email: vxstdusa@vxstdusa.com
 Phone 714/827-7600; Fax 714/827-8100

VERTEX STANDARD
 http://www.yaesu.co.uk
 Email: sales@yaesu.co.uk

VERTEX STANDARD
 http://www.vxstd.hk.com
 Unit 5, 20/F., Seaview Centre, 139-141 Hoi Bun Road,
 Kwun Tong, Kowloon, Hong Kong