RF Pi Style Attenuator Pads

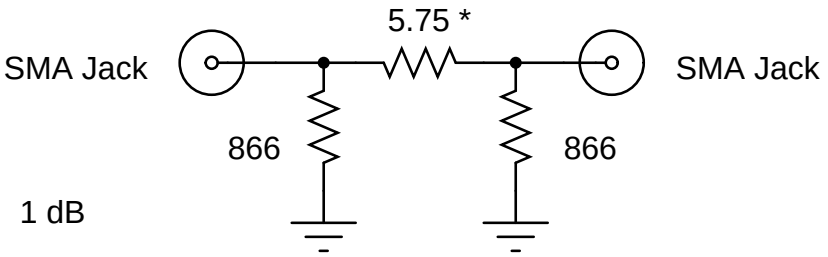

1 dB

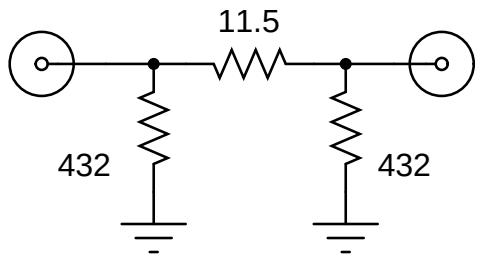

2 dB

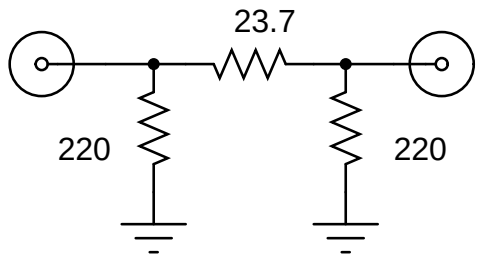

4 dB

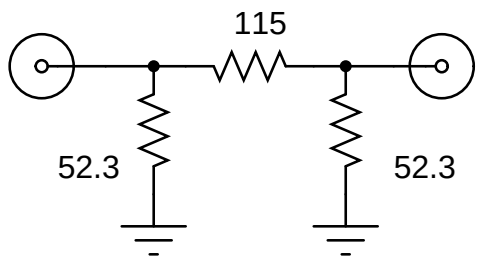

8 dB

Resistors are all Panasonic 1% precision thick film chip

Don't exceed 100 mW (+20 dBm) transmit RF power

Resistors can be obtained through Digi-Key

5.75 = Two 11.5 ohm resistors in parallel

Make the attenuator pads as physically small as possible

Use a large ground plane with short traces

Mount in Hammond style RF boxes with SMA or N connectors

Attenuator pads can be added together in series to increase attenuation.

Impedance is 50 ohms. and the pads are reversible

Equations (in Perl)

```
$series = The series resistor
$parallel = The two parallel resistors
$imp = Input/output impedance
$att = Attenuation required in dB

$parallel = ($imp * ((10 ** ($att / 20)) + 1)) / (1 - (10 ** ($att / 20)));
$series = ((((2 * $imp ** 2) * $parallel) / (($parallel ** 2) - ($imp ** 2))) / 2;
```