DIRECTIONAL

COUPLERS

0.01-1000 MHz

DCK/DCP SERIES CONNECTOR & 8 PIN

GENERAL SPECIFICATIONS:

VSWR:	1.30 Typical
Impedance:	50 ohms nominal
Matched Power Rating:	1 Watt Max.
Weight:	5 Grams Connector Type, 42 Grams
Temperature Range:	−55°C to 100°C (operating & storage)
Finish:	Paint
Connectors:	SMA. BNC, TNC, Type N, or 8 PIN

(last letter of Model = Connector type)



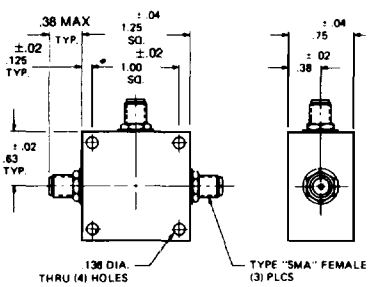

OUTLINE 110

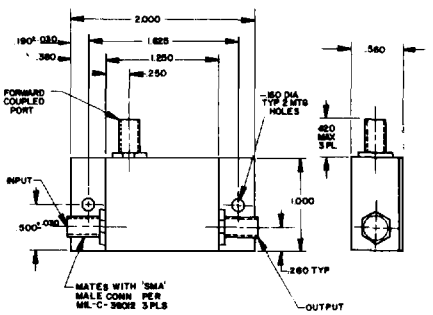

OUTLINE 119

OUTLINE 120

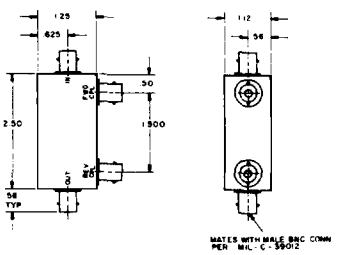

CONNECTOR MODELS

Nominal Coupling (dB)***	Model	Frequency (MHz	Directivity (dB Min.)	Flatness (±dB)	Ins. Loss* (dB Max.)	Outline
10.7±0.5	DCK-1010	1-1000	20	0.5	2.2	110
	DCK-1011	0.01-10	25	0.3	1.2	110
	DCK-1012	50-750	22	0.7	1.5	119
14.8±0.7	DCK-1510	5-1000	20	0.5	1.8	110
	DCK-1511	0.01-25	25	0.3	1.0	110
	DCK-1512	10-500	25	0.5	1.0	119
20±1.5	DCK-2010	1-400 400-1000	20 18	0.5	1.0 1.6	110
	DCK-2011	0.01-35	30	0.3	0.6	110
	DCK-2012	40-400	25	0.4	0.6	119
	DCK-2071**	0.5-400	25	0.5	1.0	110
	DCK-2014	50-90	25	0.2	0.4	110
	DCK-2050	40-400	25	0.4	0.5	120

*Including coupling loss **75 ohms ***Includes frequency sensitivity.

8-PIN MODELS

Nominal Coupling (dB)***	Model	Frequency (MHz)	Directivity (dB Min.)	Flatness (±dB)	Ins. Loss* (dB Max.)	Outline
10.7±0.5	DCP-1010	1-500	15	0.5	1.8	102
	DCP-1011	0.1-10	25	0.3	1.2	103
14.8±0.5	DCP-1510	5-500	20	0.5	1.5	102
	DCP-1511	0.01-25	25	0.3	1.0	103
20±1.0	DCP-2010	1-500	15	0.5	1.2	102

KDI/triangle ELECTRONICS
31 Farinella Drive • East Hanover, NJ 07936 • Phone: (201) 884-1423
TWX: (710) 986-8202 • FAX: (201) 884-0445